

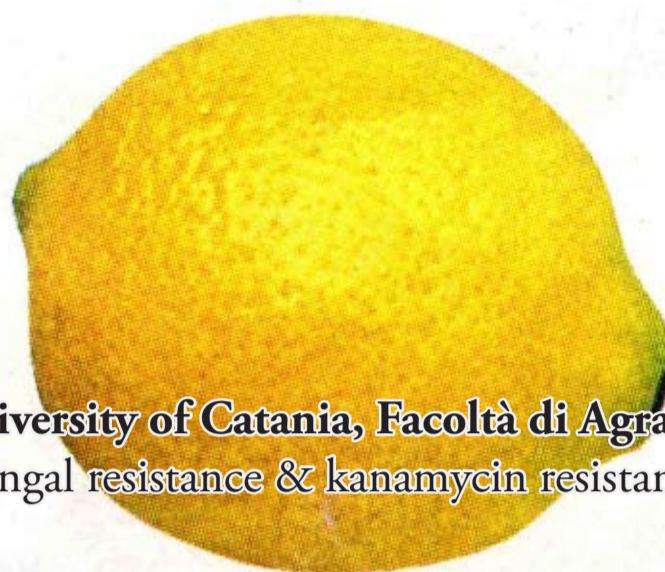
TRANSGENIC VEGETABLE & FRUIT

Field Test Applications in the European Union




Syngenta Seeds SAS:
expresses the CP4 EPSPS enzyme which confers tolerance to glyphosate herbicide.

BEET B/ES/10/22-CON



University of Catania, Facoltà di Agraria:
fungal resistance & kanamycin resistance

LEMON B/IT/04/03



Warsaw University of Life Sciences:
The taumatin II gene codes the monomeric protein raises which evokes the sweet taste sensation in humans.

CUCUMBER B/PL/08/02-03



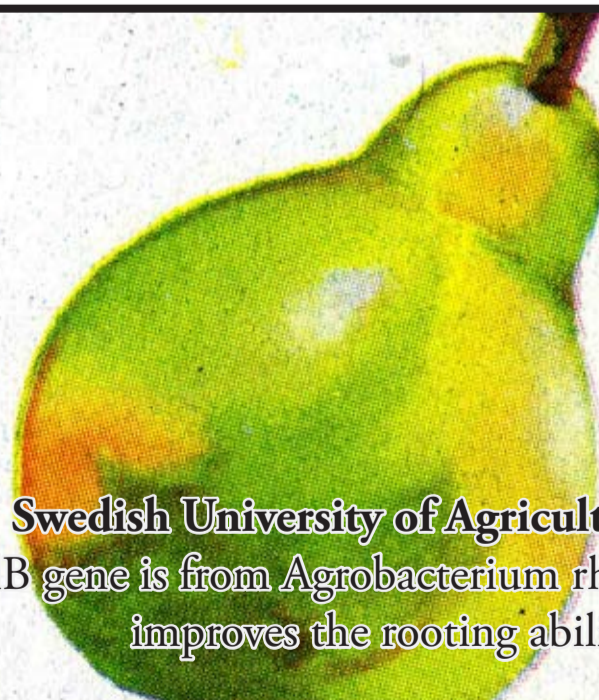
Centro Nacional de Biotecnología:
Promoter HSP from soybean, gene promoting tuberization from potato, 35S terminator.

POTATO B/ES/10/14



Instituto Valenciano de Investigaciones Agrarias:
resistance to Plum Pox.



PLUM B/ES/05/14



SLU Swedish University of Agricultural Sciences:
RoIB gene is from Agrobacterium rhizogenes and improves the rooting ability.

PEAR B/SE/09/12183

PROTECTED FRUITS & VEGETABLES OF SPAIN



by Designation of Origin or Geographical Indications

SOURCE: DOOR - Database of Origin and Registration: <http://ec.europa.eu/agriculture/quality/door/list.html>
Published by The Center for Genomic Gastronomy. For more information please visit: genomicgastronomy.com/foodcharts

TRANSGENIC FRUIT & VEGETABLE CHART

Transgenic Deregulation Applications in the United States: Approved, Pending & Withdrawn

BEET 03-323-01p



MONSANTO: HT - Glyphosate tolerant

MELON 98-350-01p



AGRITOPE: AP - Fruit ripening delayed

PLUM 04-264-01p



USDA/ARS: VR - PPV resistant

POTATO 99-173-01p



MONSANTO: IR - Colorado potato beetle resistant
VR - PLRV resistant

PAPAYA 04-337-01p



UNIVERSITY OF FLORIDA: VR - PRSV resistant

TOMATO 00-080-01p



ZENECA: PQ - Fruit polygalacturonase level decreased

Published by The Center for Genomic Gastronomy,
for more information please visit:
genomicgastronomy.com/foodcharts

SOURCE: This Food Chart is based on data collected by the
United States Department of Agriculture's Animal and Plant Health
Inspection Service (aphis.usda.gov) and organized by Virginia
Tech's Information Systems for Biotechnology. (www.isb.vt.edu)

TRANSGENIC FRUIT & VEGETABLE CHART


FIELD TEST APPLICATIONS IN THE UNITED STATES



USDA

Cold Tolerance Decreased
& Cold Tolerance Increased

APPLE 10-078-102R



University of Puerto Rico

PQ - Increase Free Amino Acids
PQ - Reduction Of Cyanogens

CASSAVA 10-067-102RM



University of Hawaii/Manoa

Virus Resistance Bunchy Top Resistant

BANANA 10-015-109R



Monsanto

Herbicide Tolerance


ONION 10-057-106N



Novoplant

Pharmaceutical Proteins Produced

PEA 05-355-02R



Exelixis

Fruit Ripening Altered

PEAR 01-206-03N

SOURCE: This Food Chart is based on data collected by the United States Department of Agriculture's Animal and Plant Health Inspection Service (aphis.usda.gov) and organized by Virginia Tech's Information Systems for Biotechnology. (www.isb.vt.edu).

Published by: THE CENTER FOR GENOMIC GASTRONOMY for more information please visit: genomicgastronomy.com/foodcharts